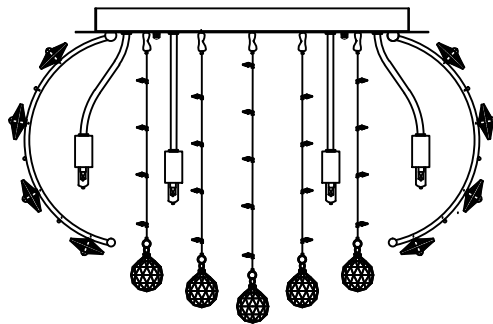


Trade Mark:
CRYSTAL WORLD INC

Product Name: Ceiling lamp
Model :5043C24C
120Vac, 60Hz,AC ONLY
Lamp size:Ø24"XH16"




CEILING LAMP ASSEMBLY INSTRUCTIONS

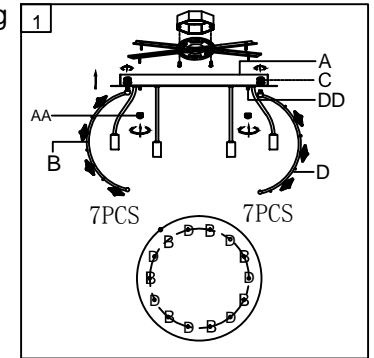
1. Lead (B) or(D) through (A), Then locking them with hexagon nuts (C).

Place fixture(A) onto mounting screws (DD).secure with cap nuts (AA).

Hardware Used

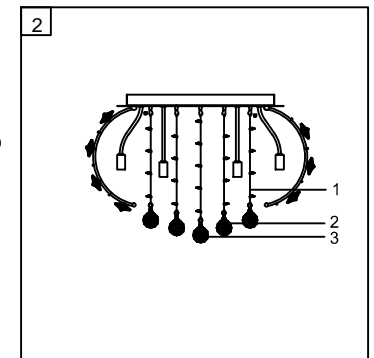
AA Cap nut  X 4

DD Mounting screw  X 4



2.Please put the crystal (1) (2) (3) to the fixture .

1 2 3
14mm*4PCS 14mm*4PCS 14mm*5PCS
40mm*1PCS 40mm*1PCS 40mm*1PCS
12PCS 6PCS 1PCS



3.Install light bulbs (not included).

Use bulb
120V G9  10*40W Max.

