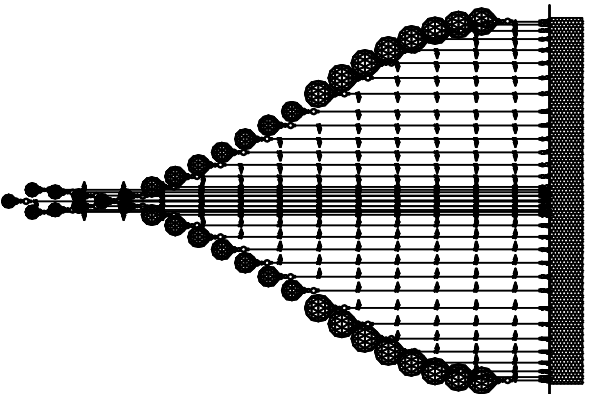


Trade Mark:
CRYSTAL WORLD INC

Product Name: Ceiling lamp
Model :6602C24C
120Vac, 60Hz, AC ONLY
Lamp size:Ø24"X36"H

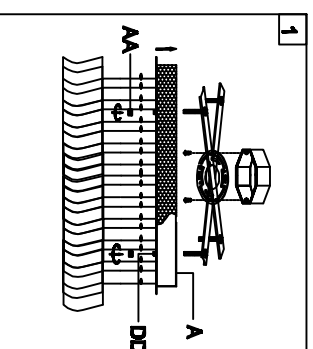


CEILING LAMP ASSEMBLY INSTRUCTIONS




1. Place fixture(A) onto mounting screws (DD), secure with cap nuts (AA).

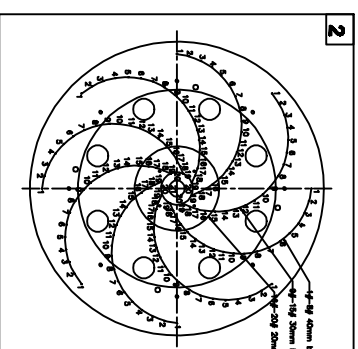
Hardware Used


AA Cap nut		X 4
DD Mounting screw		X 4



2. Please open the clear plastic bag carefully and put the crystal to the fixture.

1#-8#	9#-15#	16#-20#
 40mm *1PCS	 30mm *1PCS	 20mm *1PCS
64PCS	56PCS	37PCS



3. Install light bulbs (not included).
Use bulb
120V GU10  **8*35W Max.**

